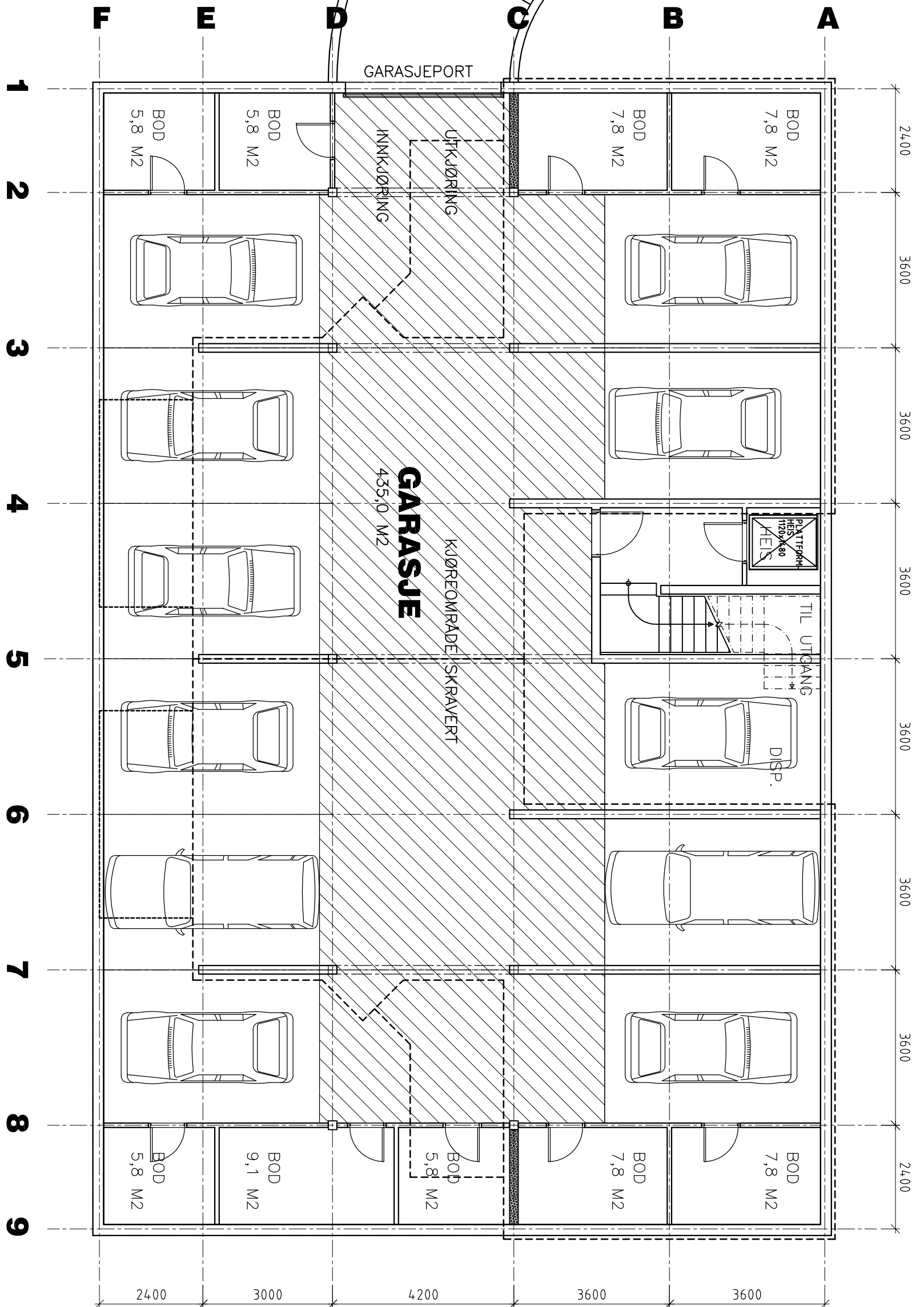


RAMPELENGDE 10,6 M  
STIGNING 1:7 -1,5 M



GARASJEPORT

UPPKJØRING  
INNKJØRING

KJØREOMRÅDE SKRAVERT  
GARASJE  
435,0 M<sup>2</sup>

PLATTFORM  
HES  
1700x80  
HES

TIL UTGANG

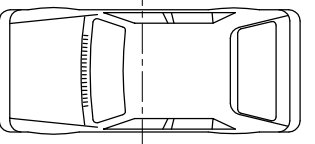
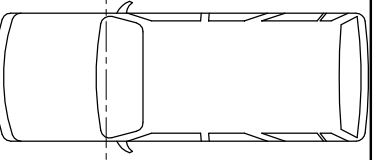
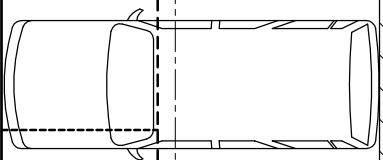
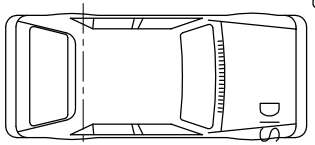
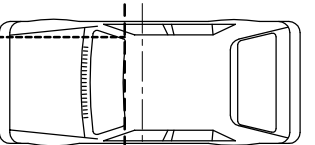
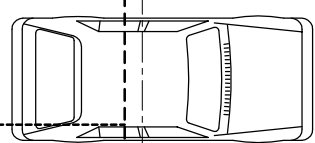
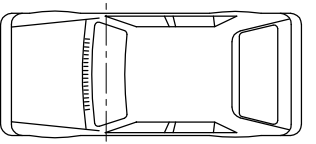
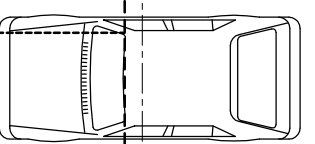
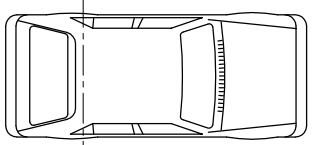
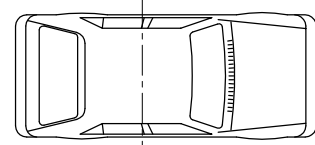
DISP.

BOD  
5,8 M<sup>2</sup>

BOD  
5,8 M<sup>2</sup>

BOD  
7,8 M<sup>2</sup>

BOD  
7,8 M<sup>2</sup>



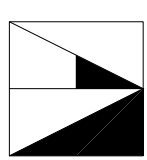
BOD  
5,8 M<sup>2</sup>

BOD  
9,1 M<sup>2</sup>

BOD  
5,8 M<sup>2</sup>

BOD  
7,8 M<sup>2</sup>

BOD  
7,8 M<sup>2</sup>



**ARKINETT AS**

StovkAMM/ANPA Kjell H. Bjørklund og Erik Ødegaard  
Porkgt.13, PB 546, 2304 Homer  
Tlf. 62 51 99 40 - Fax 62 51 99 41 - E-post arknet@arknet.no

RENA EIENDOM AS

PLAN P-KJELLER

Mål	Dato	Sign.	Kontr.	Tegn.nr.	IND
1:100	21.11.07	KHB	EØ		